

STAIRCLIMBERS

| | SAL UNI | SAL ERGO | SAL FOLD-L | SAL FOLD | SAL HD UNI | SAL HD Fold | SAL HD Dolly | SAL HD Fold Dolly | MTK |
|---|---|---|---|--|---|---|---|---|---|
| |  |  |  |  |  |  |  |  |  |
| Description | the light all-rounder for heavy loads | upright posture and maximum control | folding model with higher base frame | folding model, fits in any car boot | full power for high and heavy loads | adjustable grip angle - ideal for compact, heavy goods | HD Universal with folding support wheels - for long distances | HD Fold with folding support wheels - for long distances | the classic in steel for loads up to 310 kg |
| Application examples | copier paper, laundry containers, cabinets, large rolls | beer barrels, water bottles, drinks crates, stacks of tyres | large refrigerators, doors, windows, kitchen worktops, tiles | washing machines, floor sanding machines, gas cylinders | electrical enclosures, drinks dispensers, gaming machines, large boilers, solar heating vessels, heavy rolls of linoleum, | photocopiers, cast-iron stoves, boilers, batteries, lift motors, safes | electrical enclosures, drinks dispensers, gaming machines, large boilers, solar heating vessels, heavy rolls of linoleum, | photocopiers, cast-iron stoves, boilers, batteries, lift motors, safes | stoves, safes, boilers, engines |
| Load capacity | 110 / 140 / 170 kg | 110 / 140 / 170 kg | 110 / 140 / 170 kg | 110 / 140 / 170 kg | 330 kg | 330 kg | 330 kg | 330 kg | 190 / 310 kg |
| Weight of base unit without battery pack | 15,5 kg | 16 kg | 16 kg | 16 kg | 35 kg | 36 kg | 42 kg | 43,5 kg | 31 / 35,5 kg |
| Weight battery | 4 kg | 4 kg | 4 kg | 4 kg | 4 kg | 4 kg | 4 kg | 4 kg | 5 kg |
| Operates on steep and narrow spiral staircases | <input checked="" type="checkbox"/> | <input checked="" type="checkbox"/> | <input checked="" type="checkbox"/> | <input checked="" type="checkbox"/> | <input checked="" type="checkbox"/> | <input checked="" type="checkbox"/> | <input checked="" type="checkbox"/> | <input checked="" type="checkbox"/> | <input checked="" type="checkbox"/> |
| Folding | - | - | <input checked="" type="checkbox"/> | <input checked="" type="checkbox"/> | - | <input checked="" type="checkbox"/> | - | <input checked="" type="checkbox"/> | <input checked="" type="checkbox"/> |
| Autonomy (max.) | 300 steps (up) | 300 steps (up) | 300 steps (up) | 300 steps (up) | 120 steps | 120 steps | 120 steps | 120 steps | 220 / 120 steps |
| Climbing speed (steps / min.) | max. 48 | max. 48 | max. 48 | max. 48 | max. 10 | max. 10 | max. 10 | max. 10 | max. 18 / 10 |

STAIRCLIMBERS

SAL LITE

EASY TO USE HAND TRUCK STAIRCLIMBER

- Four handle options: Uni, Ergo, Fold and Fold-L.
 - The Uni model resembles the classic hand truck. *Handle doesn't fold. Ideal for tall loads.*
 - The Ergo model allows you to maintain an upright posture.
 - The Fold is ideal for transporting white goods on the stairs. *Handle folds down. Ideal for heavier compact loads. Good for tight landings.*
 - The Fold-L is designed to ensure perfect balance even with heavier loads. *Handle folds partially down. Good for tight landings.*
- Three load capacity options: 110kg, 140kg or 170kg.
- Grips come in 2 options: loop grip or pistol grip.




| | | SAL UNI | | SAL ERGO | |
|------------------|-------|--|--------------|--------------|--------------|
| Capacity | kg | 110 kg | 170 kg | 110 kg | 170 kg |
| Climbing speed | | 29 steps/min | 48 steps/min | 29 steps/min | 48 steps/min |
| Height | mm | 1530 | | 1570 | |
| Width | mm | 480 | | 480 | |
| Depth | mm | 280 | | 280 | |
| Weight | kg | 20 | | 20 | |
| Heaviest part | kg | 16 | | 16 | |
| Max Step Height | mm | 210 | | 210 | |
| Range per charge | steps | Up to 300 (going up) / Up to 600 (going down) | | | |
| Toe plate | | Optional: however, default toe plate G (420x340x7mm) | | | |

STAIRCLIMBERS

SAL LITE

EASY TO USE HAND TRUCK STAIRCLIMBER

- Four handle options: Uni, Ergo, Fold and Fold-L.
 - The Uni model resembles the classic hand truck. *Handle doesn't fold. Ideal for tall loads.*
 - The Ergo model allows you to maintain an upright posture.
 - The Fold is ideal for transporting white goods on the stairs. *Handle folds down. Ideal for heavier compact loads. Good for tight landings.*
 - The Fold-L is designed to ensure perfect balance even with heavier loads. *Handle folds partially down. Good for tight landings.*
- Three load capacity options: 110kg, 140kg or 170kg.
- Grips come in 2 options: loop grip or pistol grip.



| | | SAL FOLD | | SAL FOLD-L | |
|------------------|-------|--|--------------|--------------|--------------|
| Capacity | kg | 110 kg | 170 kg | 110 kg | 170 kg |
| Climbing speed | | 29 steps/min | 48 steps/min | 29 steps/min | 48 steps/min |
| Height | mm | 1000-1450 | | 1305-1630 | |
| Width | mm | 480 | | 480 | |
| Depth | mm | 280 | | 280 | |
| Weight | kg | 20 | | 20 | |
| Heaviest part | kg | 16 | | 16 | |
| Max Step Height | mm | 210 | | 210 | |
| Range per charge | steps | Up to 300 (going up) / Up to 600 (going down) | | | |
| Toe plate | | Optional: however, default toe plate G (420x340x7mm) | | | |

STAIRCLIMBERS

SAL HD

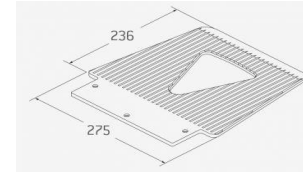
FULL POWER FOR HIGH AND HEAVY LOADS

- Two handle options: Uni and Fold
 - The dolly version is available for both the Universal model and Fold model.
 - HD Universal: for high and heavy loads such as drinks machines and stacks of heavy boxes
 - HD Fold: for compact heavy loads such as cast-iron stoves or copiers.
- Add the dolly: to support the weight on level surfaces.

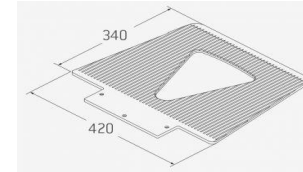


| | | SAL HD Uni | SAL HD Fold | SAL HD Dolly | SAL HD Fold-D |
|------------------|-------|---|-------------|--------------|---------------|
| Capacity | kg | 330kg | | | |
| Climbing speed | | Climbing speed I = 6 steps/min - Climbing speed II = 10 steps/min | | | |
| Height | mm | | | | |
| Width | mm | | | | |
| Depth | mm | | | | |
| Weight | kg | 38 | 44 | 39 | 45 |
| Heaviest part | kg | 34 | 40 | 35 | 41 |
| Max Step Height | mm | 210 | 210 | 210 | 210 |
| Range per charge | steps | Up to 220 steps | | | |
| Toe plate | | 530 x 183 mm | | | |


TOE PLATES



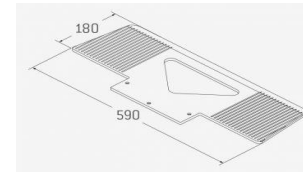
Standard 275x236x7mm (930 025)



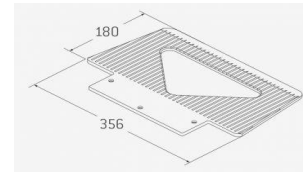
TP G - 420 x 340 x 7 mm (930 003)



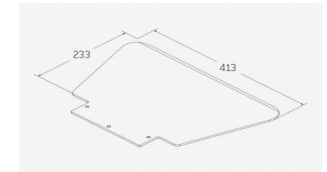
Fixed TP, assembled (930 103)



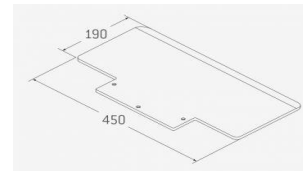
TP XWL 590x180x7 mm (930 074)



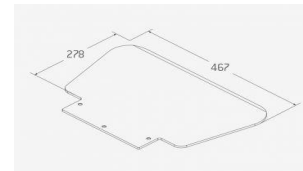
TP WL 356 x 180 x 7 mm (930 018)



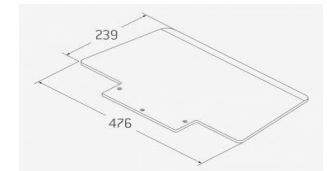
TP V 413 x 233 x 5 mm (930 001)



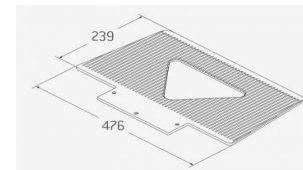
DS-NG 450x190x7mm (930 085)



TP LH 467 x 278 x 5 mm (930 002)



GS-NG 476 x 240 x 7 mm (930 084)



TP GS 476 x 240 x 7 mm (930 030)



TP Attachment 464mm (960 101)



TP Attachment 535mm (960 105)



Attachable TP 68x30cm (960 108)



Attachable TP 53x40cm (960 109)



Attachable TP 59x30cm (960 110)

ACCESSORIES



Attachable TP 78x19cm (960 111)



Attachable TP 59x21cm (960 112)



Attachable TP 90x21cm (960 113)



Battery 24 VDC, 5 Ah (004 110)



Battery charger (930 606 + 925)



In-transit charger (930 600)



Holder in-transit charger (930 114)



Strap 25 mm x 1.4m (930 006)



Strap 25 mm x 2.7m (930 007)



Strap 50 mm x 3.5m (930 123)



Strap 50 mm x 4.2m (930 156)



Door and panel holder (930 153)



Lifting system 900mm (930 173)



Lifting system 1100mm (930 184)



Guard plates (930 181 & 182)

ACCESSORIES



Table platform 60x59x60 (930 129)



Bottle water attachment (930 132)



Wings 344mm pair (930 126)



Wings 840mm pair (930 131)



Centre Bar (930 105)



Twin bottle holder (930 107)



Dolly systems




Keg hook (930 108)



Bar, centre support (930 133)



Battery-blocker (930 140)



Puncture-Proof Tyre Pair (930 119)



Tyres Main grey Pair (930 109)



Laundry attachment (960 114)



Wheel extension 80mm (930 111)



Ratchet strap (930 193)